

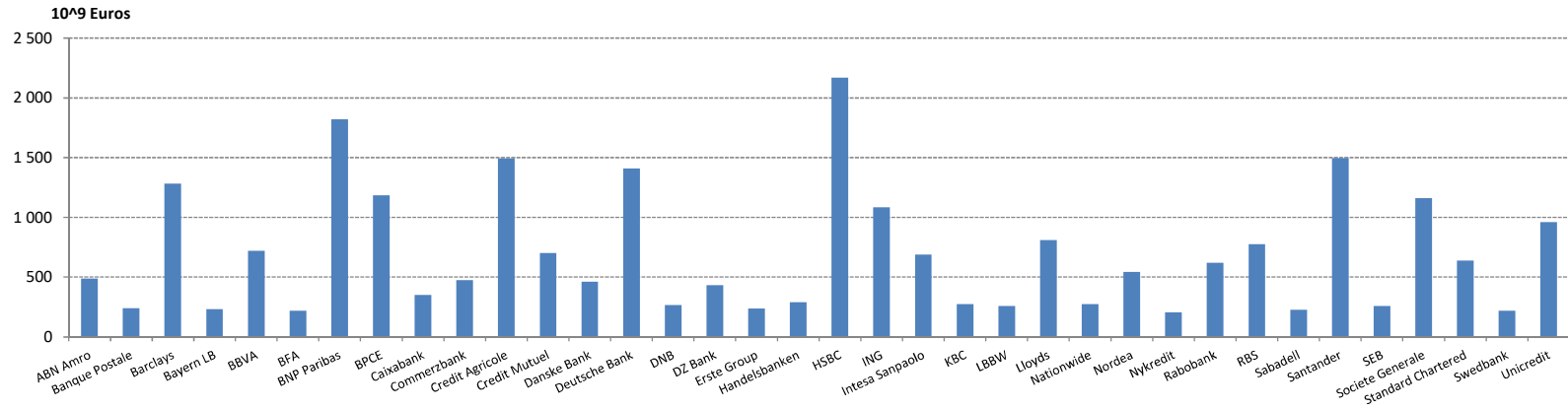
(million EUR, data as of end-2018)



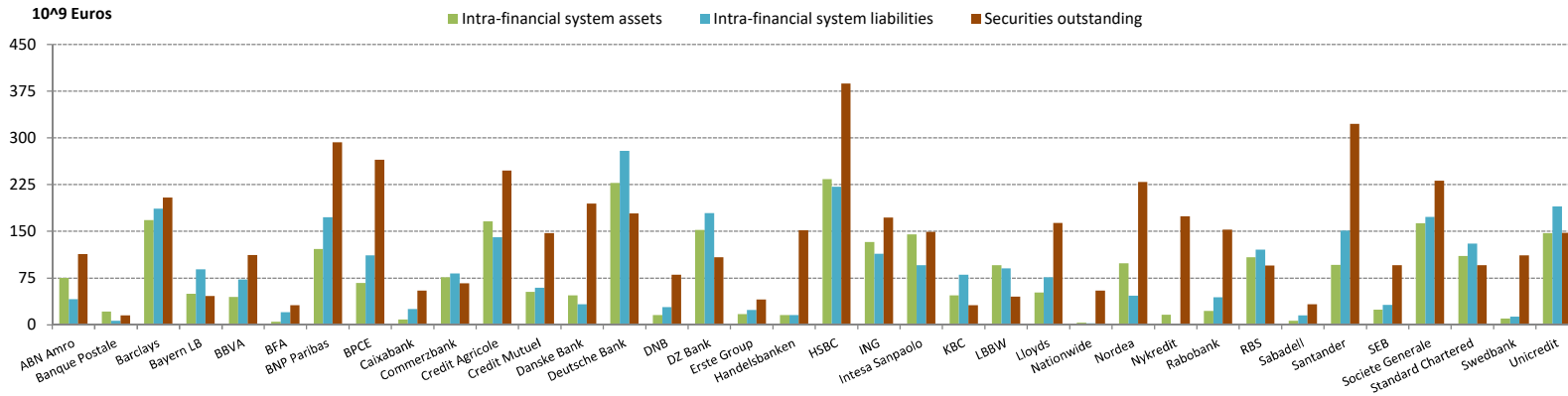
Bank name	Categories											
	Size	Interconnectedness			Substitutability/Financial Institution Infrastructure			Complexity			Cross-Jurisdictional Activity	
	Total exposures	Indicators			Payments activity	Assets under custody	Underwriting activity	OTC derivatives	Trading and AFS securities	Level 3 assets	Cross-jurisdictional claims	Cross-jurisdictional liabilities
		Intra-financial system assets	Intra-financial system liabilities	Securities outstanding								
ABN Amro	481 833	65 317	28 935	111 841	14 035 611	155 902	9 338	2 464 401	1 829	1 112	80 320	65 920
Banque Postale	255 899	22 197	7 067	21 092	192 197	10 168	0	87 035	12 677	591	24 608	6 157
Barclays	1 291 118	166 892	180 172	200 139	43 641 920	110 826	243 239	31 745 141	71 994	21 153	748 276	557 291
Bayern LB	241 355	49 889	87 970	48 414	2 264 336	107 872	11 544	856 459	6 192	585	37 810	15 425
BBVA	714 311	55 108	67 345	98 878	7 428 518	702 065	21 182	3 378 884	10 462	3 085	347 992	280 896
BFA	210 947	5 632	16 088	26 258	1 037 011	37 729	1 303	244 415	173	272	14 451	16 683
BNP Paribas	1 879 908	133 983	190 015	280 159	45 720 813	5 123 081	177 380	20 734 716	60 102	11 920	982 600	901 796
BPCE	1 189 083	75 714	111 929	264 663	23 727 204	84 672	45 742	4 753 562	39 410	13 956	202 365	157 526
Caixabank	350 942	18 079	15 119	49 111	1 665 215	210 821	72	504 445	1 709	1 468	54 849	33 556
Commerzbank	491 115	79 042	83 564	59 197	27 433 827	276 576	41 584	4 416 856	11 743	9 721	209 770	114 404
Credit Agricole	1 610 996	161 300	155 857	259 193	30 232 585	2 633 000	87 223	9 739 340	27 438	8 353	427 581	321 816
Credit Mutuel	744 848	56 897	60 678	155 059	5 824 673	256 595	2 268	686 229	25 862	7 092	104 803	87 555
Danske Bank	440 928	47 257	39 697	167 816	774 302	144 693	28 769	5 949 501	483	830	168 246	204 974
Deutsche Bank	1 286 322	177 865	199 029	148 522	77 681 358	2 672 508	174 612	35 232 505	104 950	24 020	649 514	462 414
DNB	257 419	18 865	32 036	83 572	13 841 787	110 572	20 268	573 262	2 219	5 216	78 275	64 404
DZ Bank	442 618	159 074	172 965	109 010	7 108 867	940 079	20 964	1 304 735	3 523	3 625	80 683	34 600
Erste Group	251 962	18 382	24 769	40 333	9 798 606	111 504	5 091	207 133	4 530	1 343	131 911	101 824
Handelsbanken	294 950	17 188	16 493	158 652	7 125 174	207 968	7 663	414 594	2 347	133	123 734	68 949
HSBC	2 313 302	216 663	242 377	383 517	95 055 986	6 462 416	174 441	27 933 268	89 647	12 474	1 434 764	1 240 509
ING	1 167 968	124 218	131 865	193 798	23 146 669	163 880	38 244	3 625 195	18 101	5 387	736 935	620 389
Intesa Sanpaolo	682 434	140 514	107 461	120 069	11 019 148	357 973	17 558	2 454 742	4 381	3 213	169 301	117 323
KBC	267 962	47 504	63 527	25 247	5 556 897	295 589	0	416 792	587	1 370	124 954	103 835
LBBW	264 168	95 072	98 317	49 628	5 369 008	240 932	22 794	2 588 895	15 138	3 184	68 449	8 223
Lloyds	806 620	61 037	87 909	169 115	15 615 720	29 794	32 925	6 744 582	14 468	5 224	46 440	84 668
Nationwide	280 319	3 453	3 629	51 042	435 978	0	0	315 117	887	213	6 576	2 192
Nordea	532 584	96 463	49 143	229 169	20 223 415	743 000	20 598	6 453 355	23 716	2 192	371 221	200 723
Nykredit	205 760	12 175	1 481	163 590	256 792	101 675	157	111 171	574	605	9 145	4 871
Rabobank	610 102	23 436	45 621	142 160	25 856 282	18	8 540	3 406 823	2 367	2 354	219 309	111 841
RBS	731 025	145 778	114 728	92 091	29 183 632	24 756	57 937	13 787 008	6 600	3 689	222 624	174 411
Sabadell	224 945	6 959	15 811	28 204	239 768	71 037	522	178 147	1 763	128	78 572	62 207
Santander	1 523 092	85 126	147 612	289 326	11 748 003	1 119 415	54 228	5 786 567	15 502	4 484	972 514	694 414
SEB	276 126	26 295	32 380	102 073	19 069 161	754 156	16 021	1 786 909	8 392	325	107 371	194 618
Societe Generale	1 219 284	160 711	228 799	225 377	29 234 346	2 430 553	98 995	13 190 777	39 331	8 462	480 075	423 900
Standard Chartered	700 945	123 585	139 954	90 401	28 056 140	1 023 780	37 131	6 316 958	41 062	1 563	531 193	475 351
Swedbank	220 340	8 797	13 133	104 190	7 430 815	179 281	0	676 640	2 150	115	43 774	35 426
Unicredit	1 001 573	175 632	233 193	105 203	13 080 299	513 304	56 235	2 632 666	11 962	5 773	447 613	398 672

Produced on: 08-08-19 08:36

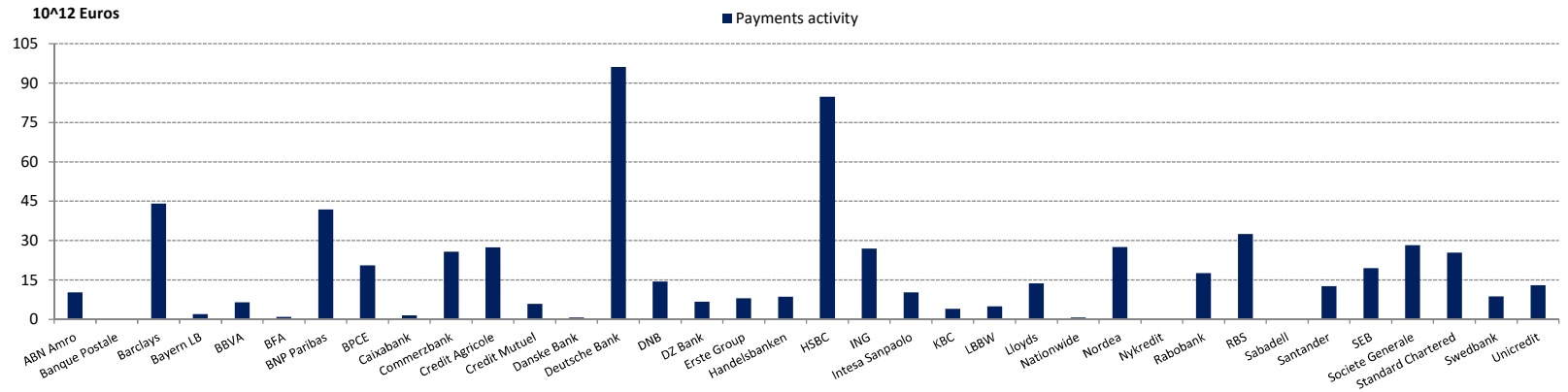
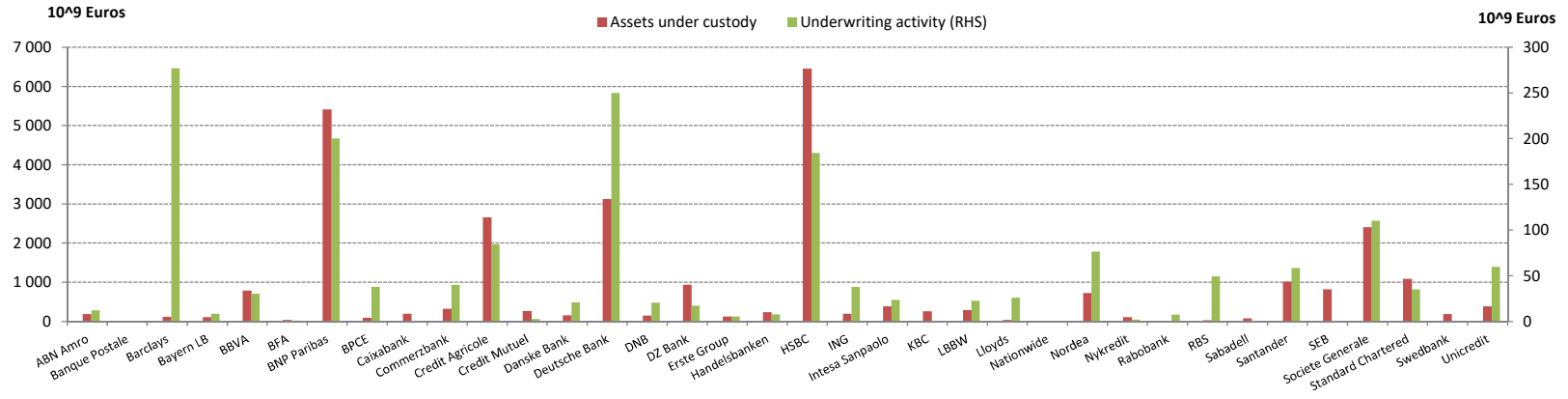
Size - Total Exposures



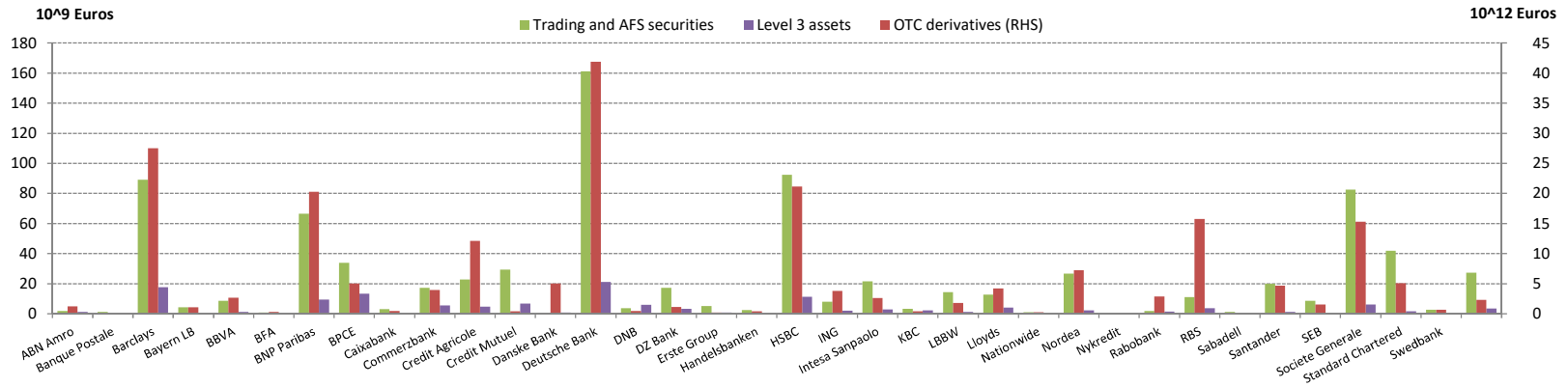
Interconnectedness



Substitutability/Financial Institution Infrastructure



Complexity



Cross-Jurisdictional Activity

