

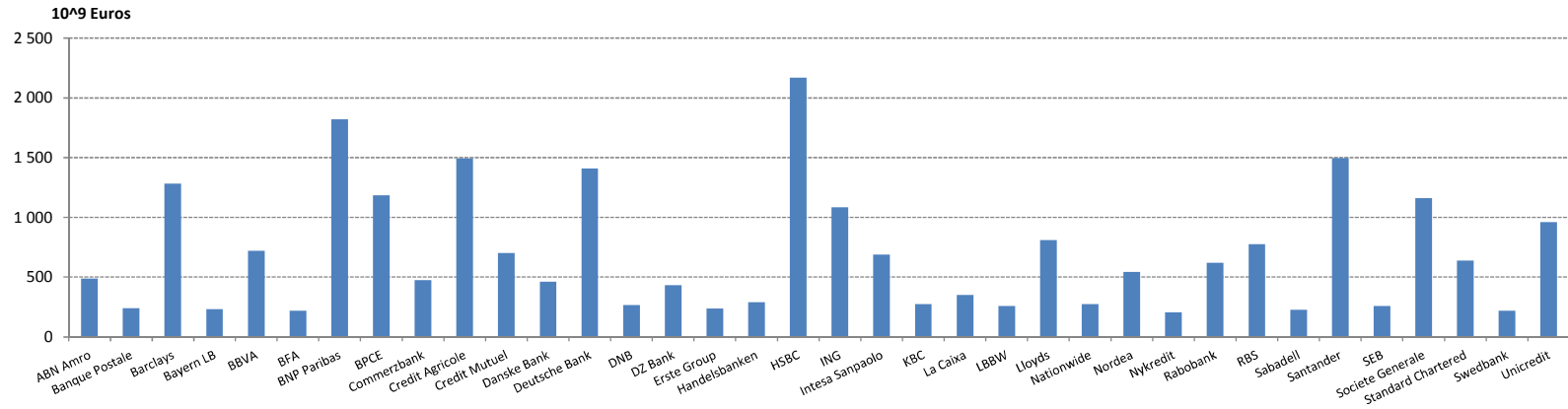
(million EUR, data as of end-2017)



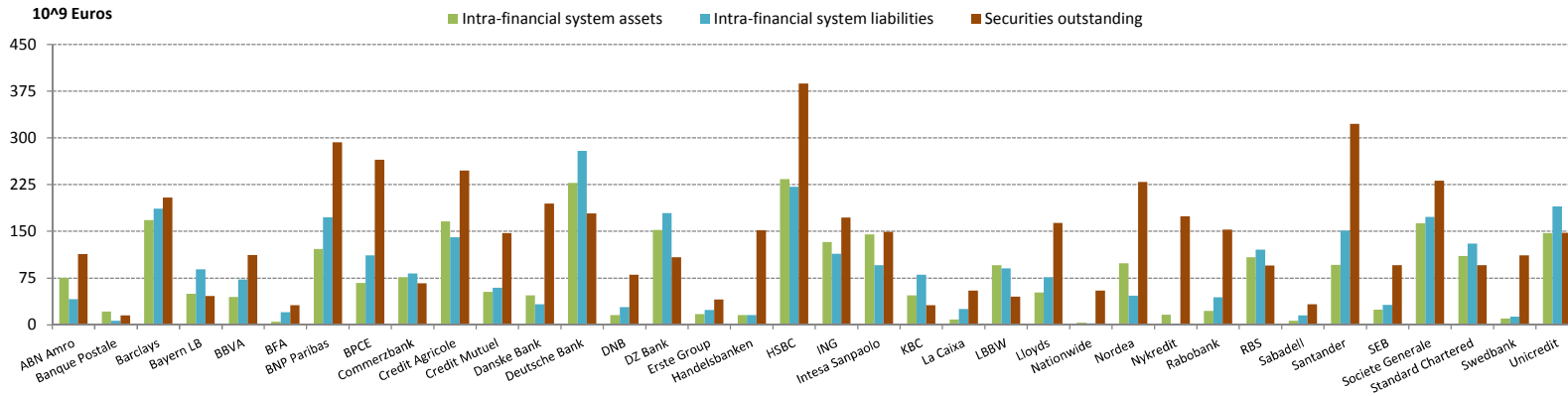
Bank name	Categories											
	Size	Interconnectedness			Substitutability/Financial Institution Infrastructure			Complexity			Cross-Jurisdictional Activity	
	Total exposures	Indicators			Payments activity	Assets under custody	Underwriting activity	OTC derivatives	Trading and AFS securities	Level 3 assets	Cross-jurisdictional claims	Cross-jurisdictional liabilities
		Intra-financial system assets	Intra-financial system liabilities	Securities outstanding								
ABN Amro	487 466	75 133	41 434	113 618	10 315 795	187 154	11 873	1 244 620	1 888	1 344	119 217	119 706
Banque Postale	239 169	21 519	6 782	15 267	194 636	11 811	0	74 061	1 301	498	22 570	5 105
Barclays	1 282 327	167 994	186 250	204 111	44 140 426	114 567	276 942	27 501 535	89 049	17 694	752 595	558 075
Bayern LB	233 087	49 754	89 108	46 301	2 056 689	102 999	8 141	1 080 618	4 466	376	31 210	12 887
BBVA	719 401	44 588	72 801	112 103	6 524 537	786 157	30 374	2 682 655	8 630	1 292	356 647	330 277
BFA	218 553	5 179	20 525	31 265	914 724	37 721	959	331 698	868	337	12 443	17 971
BNP Paribas	1 819 746	121 492	172 401	292 930	41 862 460	5 411 303	200 276	20 262 889	66 461	9 519	942 045	871 026
BPCE	1 183 742	67 101	111 572	265 031	20 522 902	89 874	37 832	5 051 948	33 891	13 410	183 555	166 077
Commerzbank	475 579	76 085	82 555	66 886	25 733 368	317 455	39 661	3 962 698	17 274	5 520	184 011	110 015
Credit Agricole	1 493 620	166 025	140 370	247 476	27 393 632	2 656 000	84 497	12 131 159	22 853	4 789	377 112	293 871
Credit Mutuel	700 607	53 058	59 484	146 960	5 857 925	265 598	2 446	450 836	29 409	6 872	94 417	84 038
Danske Bank	461 768	47 487	33 216	194 480	653 221	152 882	20 796	5 058 400	670	947	181 265	208 438
Deutsche Bank	1 409 118	227 571	279 087	178 930	96 093 441	3 118 809	249 814	41 873 168	161 059	21 186	695 472	544 092
DNB	265 771	15 873	28 392	80 485	14 445 787	146 743	20 427	495 403	3 738	5 934	101 205	69 241
DZ Bank	432 903	152 339	179 465	108 657	6 692 884	936 048	17 105	1 133 589	17 218	3 422	79 266	31 520
Erste Group	236 507	17 316	23 916	40 682	8 018 406	194 407	5 273	222 168	5 275	843	121 194	94 983
Handelsbanken	288 883	15 701	15 607	151 848	8 651 812	233 488	7 716	419 117	2 625	162	110 518	68 212
HSBC	2 168 531	233 563	221 653	386 939	84 732 261	6 459 190	184 370	21 130 045	92 422	11 296	1 341 441	1 163 205
ING	1 085 214	132 974	113 912	171 968	26 954 151	189 816	37 659	3 800 937	7 991	2 034	720 420	594 215
Intesa Sanpaolo	688 524	145 311	95 747	149 180	10 294 598	380 808	23 419	2 618 621	21 698	2 855	169 258	121 015
KBC	274 956	47 059	80 609	31 592	4 057 329	258 826	146	418 935	3 426	2 293	123 662	171 266
La Caixa	350 134	8 788	25 408	54 959	1 542 047	195 249	509	466 889	3 142	745	48 836	9 627
LBBW	257 945	95 474	90 557	45 168	4 918 239	290 589	22 511	1 803 413	14 420	1 361	66 938	13 403
Lloyds	810 088	51 849	76 174	163 699	13 760 548	31 492	25 865	4 221 509	12 692	4 160	59 023	107 562
Nationwide	274 818	3 342	2 621	54 974	719 821	0	0	249 679	1 040	90	4 079	887
Nordea	543 608	98 851	46 708	228 955	27 555 232	720 000	76 203	7 228 677	26 686	2 342	344 638	309 756
Nykredit	206 633	16 447	1 560	174 096	5 721	108 338	1 867	150 524	665	504	8 533	4 014
Rabobank	619 544	22 346	44 257	152 769	17 560 415	10	7 177	2 910 541	1 903	1 432	221 848	68 673
RBS	776 288	108 672	120 581	95 195	32 567 741	27 408	49 294	15 748 877	11 050	3 746	234 375	201 388
Sabadell	226 499	6 775	15 218	33 030	239 968	76 424	573	167 236	1 216	176	57 487	57 837
Santander	1 495 035	96 431	151 209	322 521	12 622 725	1 016 219	58 496	4 673 700	19 956	1 360	935 174	809 433
SEB	257 339	24 386	31 929	95 456	19 504 830	817 347	383	1 573 572	8 629	308	94 831	185 596
Societe Generale	1 160 561	162 938	172 911	231 037	28 208 825	2 404 635	109 976	15 307 276	82 505	6 194	474 261	386 830
Standard Chartered	639 213	110 319	130 355	95 573	25 444 845	1 088 639	34 995	5 113 789	41 837	1 616	497 017	403 245
Swedbank	217 988	10 312	13 113	111 387	8 759 769	187 759	66	703 505	2 696	41	34 092	14 149
Unicredit	959 035	147 286	189 997	147 483	13 026 643	385 152	59 587	2 329 744	27 442	3 463	466 825	410 265

Produced on: 09/11/2018 09:39

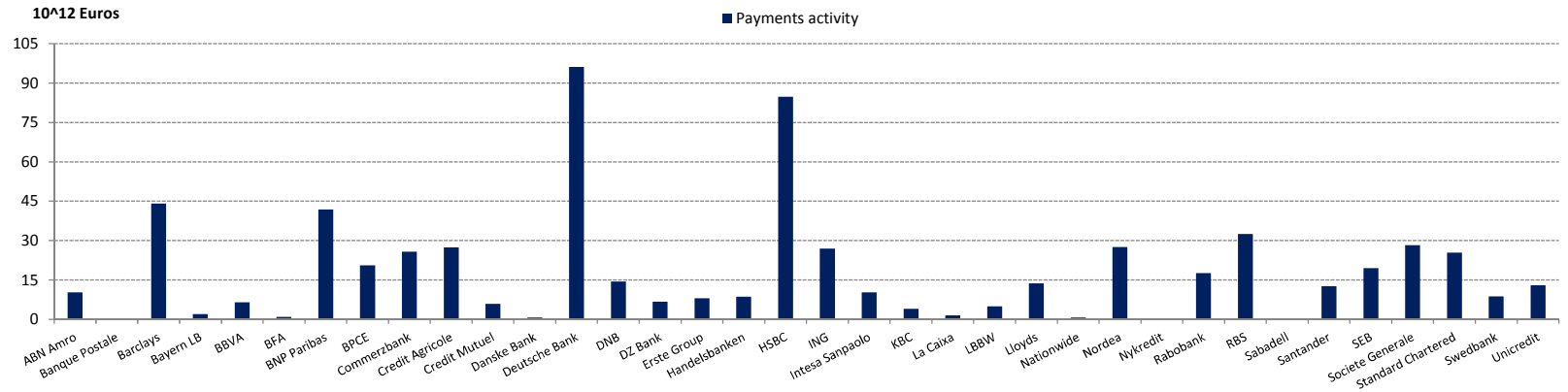
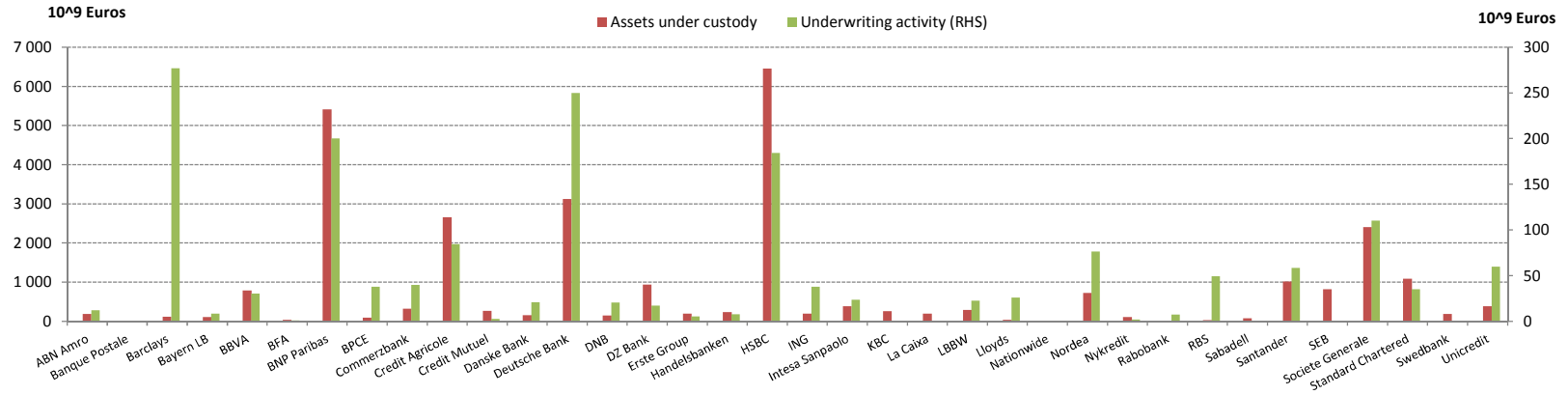
Size - Total Exposures



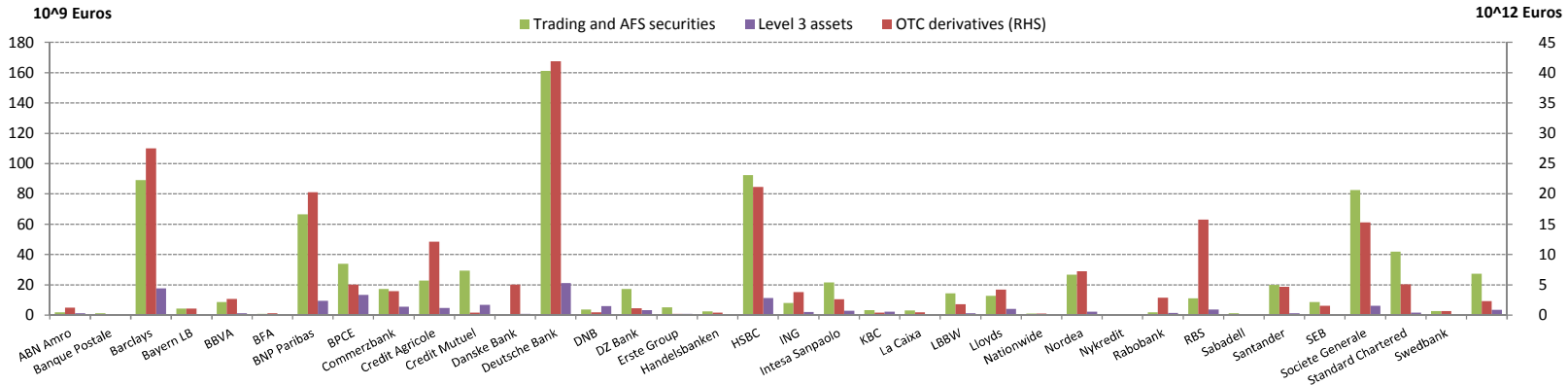
Interconnectedness



Substitutability/Financial Institution Infrastructure



Complexity



Cross-Jurisdictional Activity

