

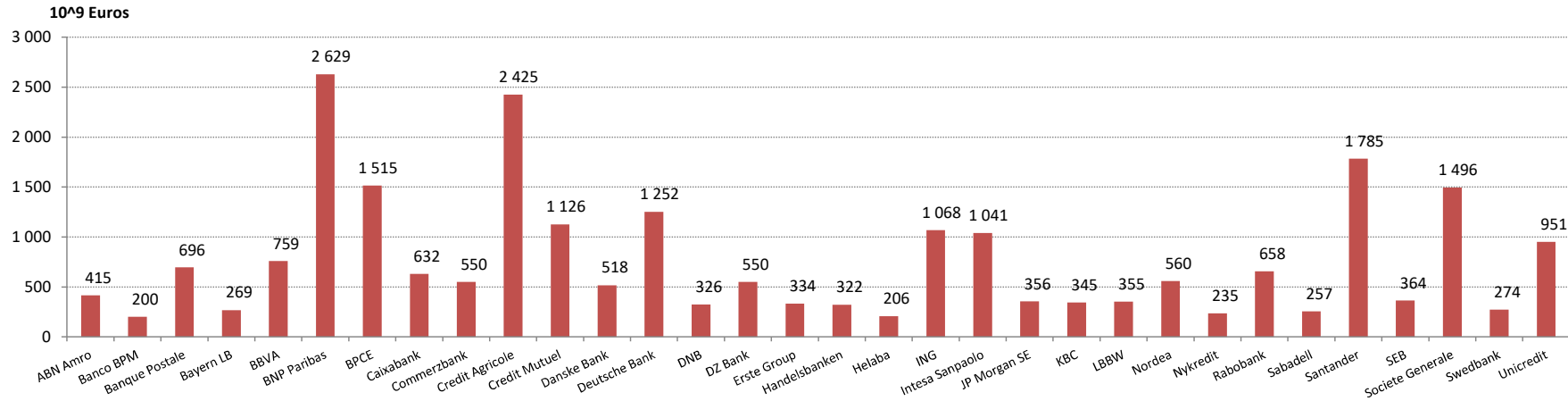


(thousand EUR, data as of end-2022)

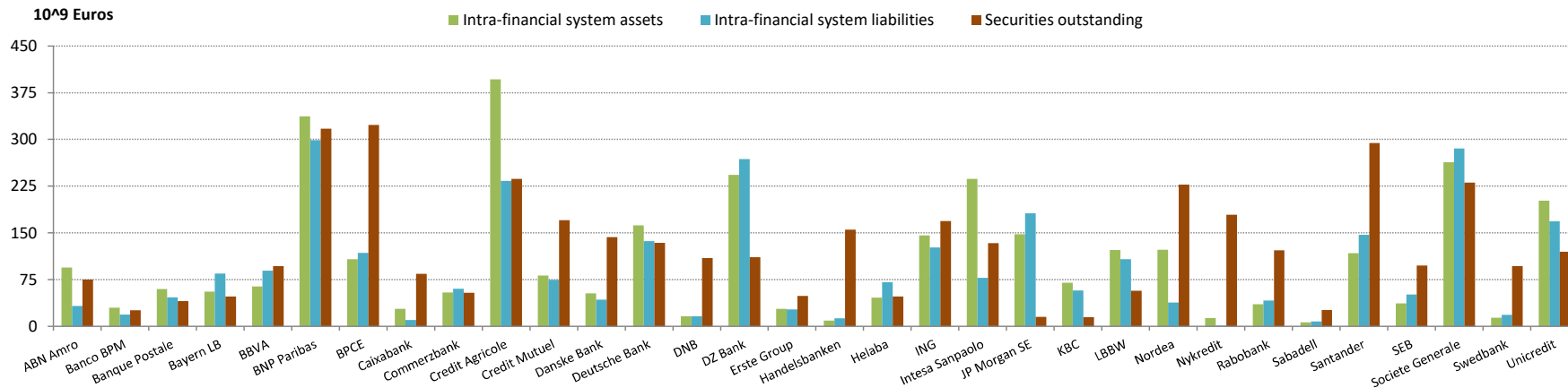
Bank name	Categories												
	Size	Interconnectedness			Substitutability/Financial Institution Infrastructure				Complexity			Cross-Jurisdictional Activity	
	Total exposures	Intra-financial system assets	Intra-financial system liabilities	Securities outstanding	Payments activity	Assets under custody	Indicators		OTC derivatives	Trading and AFS securities	Level 3 assets	Cross-jurisdictional claims	Cross-jurisdictional liabilities
							Underwriting activity	Trading volume					
ABN Amro	414 825	94 074	32 632	75 155	4 162 967	179 545	11 695	20 485 200	1 834 616	2 953	915	80 212	57 952
Banco BPM	200 330	29 794	18 562	25 612	2 682 526	86 846	7 496	344 974	169 906	3 734	1 388	31 121	18 198
Banque Postale	695 743	59 522	46 456	40 249	211 192	13 384	0	29 786	188 043	9 729	20 395	23 120	10 780
Bayern LB	268 713	55 746	84 562	47 968	4 037 192	95 374	6 749	377 095	706 909	8 125	315	36 986	11 975
BBVA	758 958	63 974	89 143	96 587	6 990 278	416 753	23 436	324 003	5 074 720	13 781	3 850	396 869	319 583
BNP Paribas	2 629 311	336 835	298 893	317 231	58 091 405	5 854 163	178 373	4 310 445	26 324 698	73 926	29 469	1 359 358	1 255 194
BPCE	1 515 073	107 584	117 587	323 425	29 258 502	91 922	47 824	1 769 335	10 860 006	46 527	24 300	232 138	227 933
Caixabank	631 927	28 095	10 048	84 059	3 593 935	179 202	209	86 709	916 202	2 491	1 171	109 811	52 564
Commerzbank	549 987	54 342	59 993	53 798	39 819 203	364 174	40 398	727 780	4 899 449	16 921	5 147	310 659	253 721
Credit Agricole	2 425 073	396 422	233 453	236 809	53 994 067	3 048 198	71 970	1 746 310	19 070 717	34 330	33 321	573 606	440 175
Credit Mutuel	1 126 130	81 254	74 382	170 249	18 824 325	387 853	4 540	389 299	680 618	24 815	21 264	162 646	71 234
Danske Bank	517 586	52 618	42 796	143 151	1 832 492	194 983	31 113	2 153 365	6 431 874	28 319	7 236	194 659	222 531
Deutsche Bank	1 252 294	161 849	136 542	133 710	129 807 405	3 020 137	195 310	3 203 933	41 645 482	30 018	26 218	936 990	717 225
DNB	325 515	16 088	16 088	109 564	11 102 799	221 006	57 425	365 656	631 664	1 068	6 670	103 184	126 582
DZ Bank	549 696	243 137	268 583	111 098	8 977 749	237 756	31 308	1 829 705	1 644 336	13 311	22 085	122 320	71 411
Erste Group	334 013	27 801	27 079	48 857	15 630 252	217 129	12 930	647 065	295 208	4 091	1 950	185 647	139 307
Handelsbanken	321 783	8 894	12 689	154 949	12 405 469	55 238	7 668	110 998	422 753	1 214	66	121 585	77 024
Helaba	206 069	45 762	70 778	47 970	2 920 673	66 549	11 943	114 647	789 725	8 595	2 065	74 246	30 172
ING	1 067 532	145 822	126 626	168 735	33 650 731	243 508	36 792	888 735	4 614 247	24 045	7 526	940 712	797 068
Intesa Sanpaolo	1 040 727	236 504	77 622	133 566	11 046 567	582 593	20 283	282 289	3 359 166	5 129	16 676	226 708	157 833
JP Morgan SE	355 680	147 837	181 160	15 171	63 418 832	2 872 119	27 450	2 271 986	14 983 044	1 609	6 937	285 835	337 984
KBC	345 387	70 015	57 262	14 690	9 716 350	333 850	15	241 414	770 298	1 153	1 625	170 756	138 022
LBBW	354 644	122 533	107 870	56 954	6 775 226	366 160	32 466	364 962	4 536 319	16 505	1 674	112 632	13 277
Nordea	560 209	122 965	38 235	227 430	24 833 064	278 536	83 437	201 832	7 104 078	14 930	7 503	410 979	233 136
Nykredit	234 643	13 130	1 240	179 266	301 746	36 651	2 570	345 887	169 002	4 292	520	16 104	3 833
Rabobank	657 806	35 475	41 088	121 731	30 531 519	0	7 816	1 103 751	5 850 813	2 988	2 665	270 447	97 211
Sabadell	256 777	6 151	7 627	26 332	231 127	43 286	1 836	52 468	183 951	655	157	89 883	74 830
Santander	1 784 770	117 253	146 909	294 087	10 086 441	528 524	69 746	1 245 086	6 852 254	25 565	8 295	1 245 404	989 443
SEB	363 972	36 839	50 933	97 588	31 996 982	1 637 124	23 027	21 061	3 224 456	5 611	2 955	131 078	274 056
Societe Generale	1 496 094	263 272	285 446	230 590	40 315 620	2 521 232	107 037	4 939 393	13 521 745	102 927	23 436	545 976	509 492
Swedbank	273 775	13 527	18 174	96 538	3 262 569	227 047	0	858 603	2 745 710	1 387	113	63 256	63 275
Unicredit	950 743	201 408	168 659	119 738	13 889 372	460 917	67 331	975 930	6 812 909	14 593	7 358	518 230	444 184

Produced on: 31/08/2023 17:17

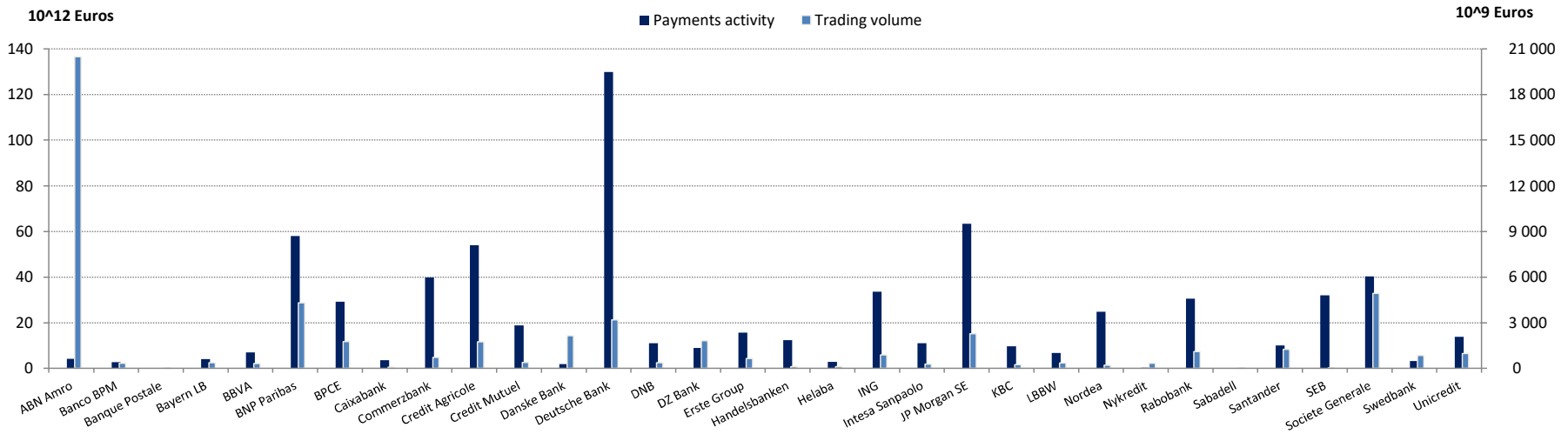
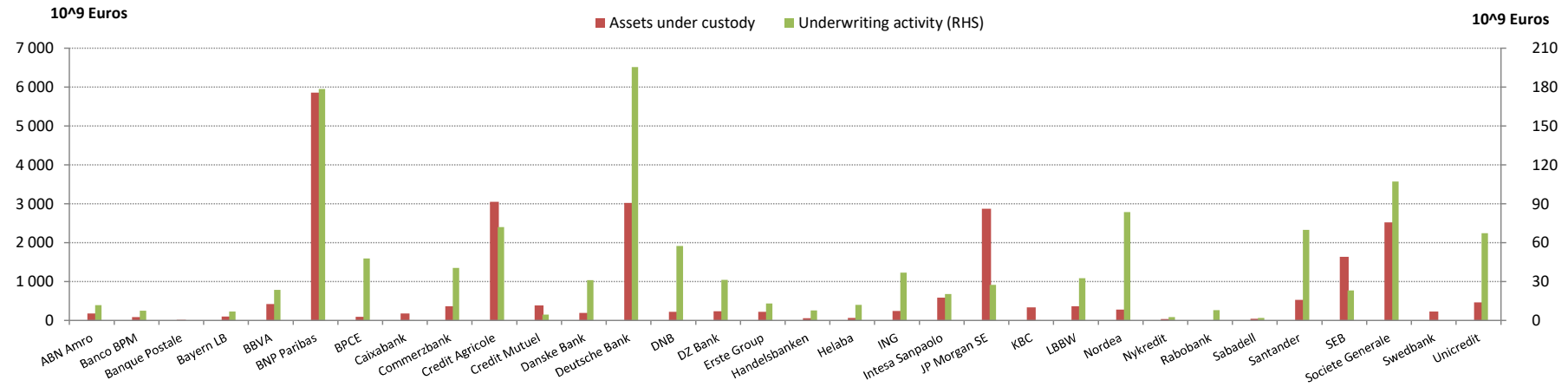
Size - Total Exposures



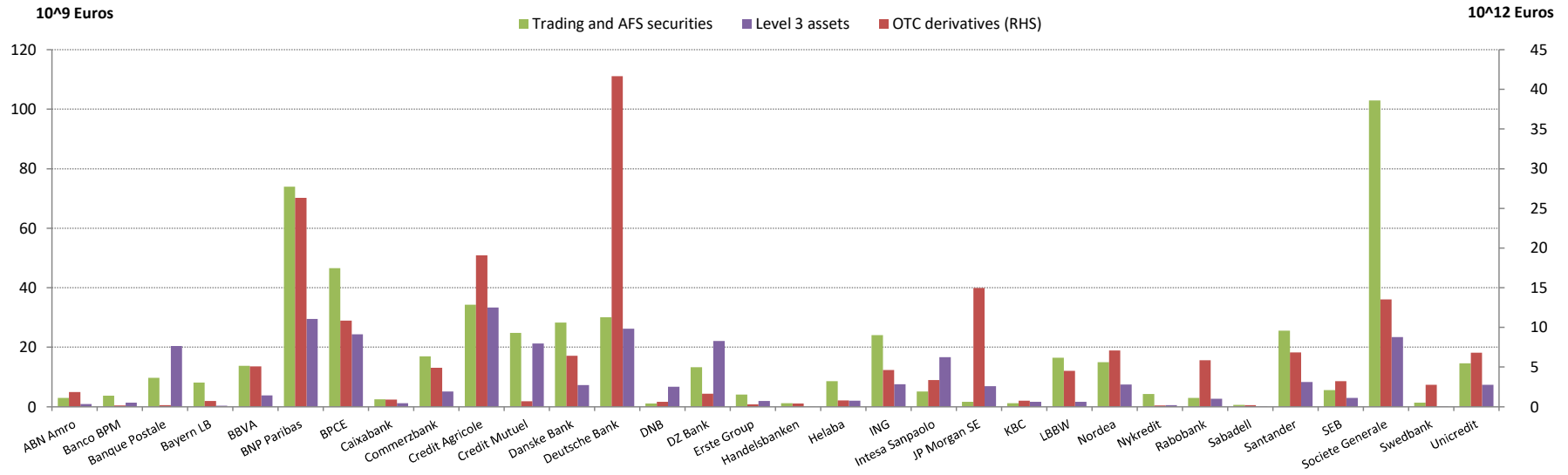
Interconnectedness



Substitutability/Financial Institution Infrastructure



Complexity



Cross-Jurisdictional Activity

