



(million EUR)

| Bank name | Categories | | | | | | | | | | | |
|---------------------------------|-----------------|-------------------------------|------------------------------------|------------------------|---|----------------------|-----------------------|-----------------|----------------------------|----------------|-------------------------------|----------------------------------|
| | Size | Interconnectedness | | | Substitutability/Financial Institution Infrastructure | | | Complexity | | | Cross-Jurisdictional Activity | |
| | Total exposures | Intra-financial system assets | Intra-financial system liabilities | Securities outstanding | Payments activity | Assets under custody | Underwriting activity | OTC derivatives | Trading and AFS securities | Level 3 assets | Cross-jurisdictional claims | Cross-jurisdictional liabilities |
| | | | | | | | | | | | | |
| ABN Amro | 421 311 | 93 717 | 55 091 | 77 326 | 3 882 986 | 231 074 | 5 588 | 1 097 406 | 1 668 | 2 005 | 114 311 | 118 152 |
| Banca Monte dei Paschi di Siena | 201 385 | 37 695 | 35 849 | 51 818 | 721 236 | 171 273 | 2 662 | 200 310 | 18 976 | 362 | 9 973 | 23 036 |
| Banque Postale | 223 337 | 29 928 | 3 640 | 11 849 | 619 888 | 152 462 | 0 | 60 329 | 14 655 | 253 | 25 398 | 1 109 |
| Barclays | 1 940 282 | 281 661 | 324 974 | 243 981 | 40 504 697 | 167 985 | 333 114 | 38 237 787 | 112 858 | 41 523 | 683 550 | 551 934 |
| Bayern LB | 275 255 | 76 043 | 110 810 | 49 074 | 2 074 095 | 75 881 | 9 381 | 1 551 013 | 3 601 | 3 155 | 36 193 | 20 251 |
| BBVA | 723 167 | 36 749 | 63 939 | 147 321 | 4 796 775 | 635 712 | 31 435 | 1 778 441 | 19 155 | 762 | 302 420 | 328 071 |
| BFA | 234 816 | 7 837 | 19 785 | 41 766 | 944 914 | 41 593 | 815 | 403 170 | 4 059 | 149 | 18 664 | 29 415 |
| BNP Paribas | 2 252 752 | 254 082 | 418 505 | 336 181 | 43 413 381 | 4 554 000 | 161 588 | 35 228 739 | 206 935 | 27 410 | 989 429 | 756 816 |
| BPCE | 1 336 600 | 183 787 | 212 805 | 290 410 | 32 434 761 | 74 300 | 36 346 | 10 737 928 | 18 867 | 15 388 | 248 223 | 117 760 |
| Commerzbank | 655 686 | 162 975 | 192 095 | 78 549 | 28 472 574 | 76 320 | 35 873 | 5 009 289 | 49 525 | 5 722 | 234 707 | 128 949 |
| Credit Agricole | 1 723 006 | 169 966 | 191 825 | 261 774 | 22 645 228 | 2 353 000 | 66 713 | 13 018 629 | 52 721 | 6 566 | 307 132 | 294 990 |
| Credit Mutuel | 695 304 | 83 508 | 50 607 | 142 327 | 8 889 416 | 289 554 | 2 453 | 611 213 | 30 340 | 6 998 | 77 468 | 43 193 |
| Danske Bank | 494 216 | 80 385 | 15 646 | 166 144 | 327 371 | 87 011 | 22 100 | 6 285 098 | 2 707 | 1 033 | 180 528 | 306 374 |
| Deutsche Bank | 1 659 337 | 256 613 | 192 668 | 229 542 | 135 495 732 | 2 203 826 | 280 100 | 47 271 160 | 70 196 | 28 481 | 826 031 | 559 186 |
| DNB | 332 371 | 53 039 | 24 760 | 91 215 | 7 448 914 | 155 607 | 16 481 | 814 704 | 2 176 | 12 071 | 122 209 | 89 259 |
| DZ Bank | 355 519 | 141 834 | 119 363 | 87 104 | 4 687 097 | 634 807 | 20 478 | 856 835 | 30 934 | 3 747 | 80 185 | 27 604 |
| Erste Group | 219 008 | 20 339 | 23 340 | 39 448 | 6 934 584 | 190 871 | 0 | 227 489 | 9 748 | 602 | 100 947 | 93 704 |
| Handelsbanken | 334 417 | 25 768 | 44 297 | 157 075 | 10 942 048 | 169 594 | 540 | 677 759 | 6 497 | 171 | 135 565 | 81 016 |
| Helaba | 198 878 | 56 999 | 85 463 | 55 506 | 3 159 307 | 130 600 | 4 577 | 556 451 | 28 182 | 855 | 49 211 | 9 809 |
| HSBC | 2 679 724 | 275 978 | 328 865 | 343 689 | 73 504 640 | 5 246 026 | 354 705 | 22 476 200 | 48 418 | 14 523 | 1 279 307 | 1 254 073 |
| ING | 1 163 853 | 108 188 | 103 564 | 137 374 | 20 698 586 | 163 305 | 24 869 | 3 548 041 | 21 129 | 1 603 | 490 600 | 436 487 |
| Intesa Sanpaolo | 695 873 | 104 846 | 73 098 | 172 045 | 10 162 253 | 444 165 | 26 707 | 2 432 326 | 20 124 | 6 128 | 119 438 | 132 198 |
| KBC | 232 376 | 26 660 | 61 353 | 23 413 | 5 024 857 | 223 868 | 0 | 462 997 | 4 630 | 3 884 | 95 622 | 92 846 |
| La Caixa | 376 673 | 12 730 | 25 678 | 77 207 | 2 688 874 | 97 896 | 103 | 454 658 | 3 781 | 965 | 13 263 | 17 206 |
| LBBW | 289 931 | 117 430 | 120 480 | 58 652 | 4 461 539 | 225 642 | 21 907 | 1 140 473 | 26 571 | 2 002 | 63 440 | 36 224 |
| Lloyds | 1 107 114 | 38 861 | 78 566 | 216 311 | 36 204 728 | 13 348 | 26 585 | 9 335 567 | 2 374 | 6 853 | 88 230 | 143 897 |
| Nationwide | 276 999 | 3 894 | 8 785 | 39 191 | 407 981 | 0 | 0 | 171 642 | 3 604 | 118 | 7 824 | 8 326 |
| Nordea | 654 515 | 105 788 | 60 002 | 241 255 | 29 011 786 | 614 800 | 53 975 | 6 375 089 | 39 204 | 2 764 | 395 086 | 393 005 |
| NordLB | 215 609 | 64 528 | 76 320 | 47 394 | 710 414 | 69 024 | 6 886 | 318 932 | 21 122 | 563 | 61 638 | 43 142 |
| Rabobank | 728 315 | 34 512 | 45 074 | 201 592 | 13 311 175 | 211 | 109 089 | 2 638 889 | 1 120 | 3 976 | 232 257 | 77 817 |
| RBS | 1 410 547 | 198 054 | 203 226 | 135 290 | 50 421 669 | 141 048 | 123 201 | 38 224 419 | 30 842 | 6 813 | 472 798 | 349 139 |
| Santander | 1 455 593 | 137 533 | 223 169 | 318 504 | 13 052 266 | 943 104 | 29 594 | 4 117 354 | 43 703 | 2 557 | 826 403 | 724 956 |
| SEB | 310 460 | 35 795 | 48 245 | 100 962 | 5 680 476 | 720 004 | 18 181 | 1 442 570 | 17 091 | 3 552 | 94 979 | 110 348 |
| Societe Generale | 1 409 198 | 122 442 | 176 916 | 200 579 | 27 650 484 | 3 854 000 | 94 507 | 18 527 799 | 108 455 | 7 166 | 426 599 | 336 573 |
| Standard Chartered | 714 448 | 161 793 | 149 840 | 118 885 | 26 296 210 | 752 319 | 40 209 | 5 885 031 | 46 676 | 3 073 | 454 535 | 439 150 |
| Swedbank | 248 500 | 23 541 | 23 949 | 114 656 | 3 133 546 | 147 543 | 62 | 921 550 | 4 330 | 17 | 21 851 | 90 823 |
| Unicredit | 1 034 421 | 151 185 | 214 723 | 186 115 | 9 690 155 | 265 045 | 71 933 | 2 498 951 | 42 445 | 6 919 | 438 080 | 642 944 |

Produced on: 04/11/2015 11:17

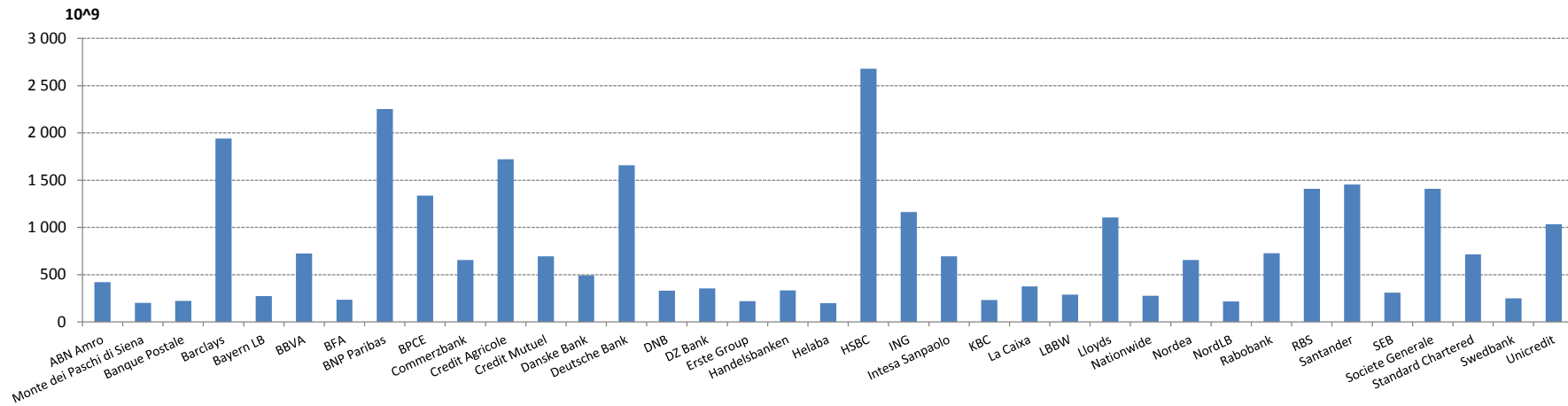


(million EUR)

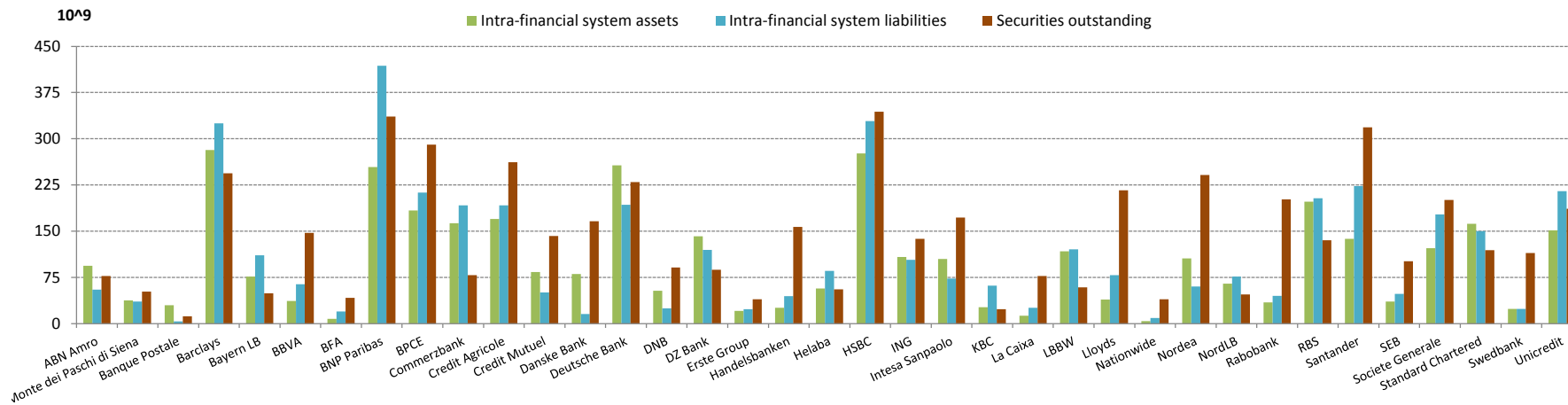
| Bank name | Categories | | | | | | | | | | | |
|---------------------------------|-----------------|-------------------------------|------------------------------------|------------------------|---|----------------------|-----------------------|-----------------|----------------------------|----------------|-------------------------------|----------------------------------|
| | Size | Interconnectedness | | | Substitutability/Financial Institution Infrastructure | | | Complexity | | | Cross-Jurisdictional Activity | |
| | Total exposures | Intra-financial system assets | Intra-financial system liabilities | Securities outstanding | Payments activity | Assets under custody | Underwriting activity | OTC derivatives | Trading and AFS securities | Level 3 assets | Cross-jurisdictional claims | Cross-jurisdictional liabilities |
| | | | | | | | | | | | | |
| ABN Amro | 421 708 | 52 974 | 44 558 | 84 892 | 574 979 | 112 396 | 4 056 | 947 002 | 1 125 | 1 321 | 94 970 | 117 309 |
| Banca Monte dei Paschi di Siena | 211 183 | 35 384 | 37 948 | 47 117 | 784 561 | 117 545 | 12 438 | 332 320 | 690 | 691 | 8 804 | 23 337 |
| Banque Postale | 212 493 | 22 171 | 17 026 | 10 171 | 442 880 | 135 100 | 0 | 40 568 | 7 736 | 127 | 558 | 558 |
| Barclays | 1 962 640 | 259 692 | 162 233 | 243 855 | 39 112 493 | 236 256 | 312 620 | 48 244 294 | 157 027 | 39 480 | 701 445 | 583 873 |
| Bayern LB | 289 757 | 72 793 | 108 240 | 78 343 | 2 694 467 | 85 168 | 6 953 | 1 425 526 | 3 941 | 4 478 | 70 054 | 20 749 |
| BBVA | 681 164 | 36 560 | 47 166 | 146 605 | 6 048 306 | 573 882 | 26 198 | 1 809 907 | 32 633 | 887 | 260 239 | 275 214 |
| BFA | - | - | - | - | - | - | - | - | - | - | - | - |
| BNP Paribas | 2 031 623 | 205 329 | 435 011 | 313 862 | 49 556 784 | 4 181 078 | 189 230 | 39 104 387 | 185 203 | 20 590 | 876 695 | 584 177 |
| BPCE | 1 235 027 | 106 016 | 161 284 | 261 906 | 24 395 139 | 80 900 | 48 513 | 10 521 128 | 6 329 | 14 959 | 236 908 | 57 925 |
| Commerzbank | 686 192 | 196 056 | 198 439 | 96 284 | 27 556 576 | 192 436 | 25 429 | 7 294 752 | 48 706 | 2 182 | 260 690 | 133 954 |
| Credit Agricole | 1 746 395 | 163 301 | 286 461 | 250 135 | 20 175 277 | 2 254 000 | 65 360 | 13 817 621 | 62 091 | 7 462 | 355 550 | 305 124 |
| Credit Mutuel | 635 773 | 53 685 | 45 729 | 136 576 | 5 347 472 | 269 863 | 1 120 | 658 496 | 26 867 | 4 019 | 75 918 | 42 869 |
| Danske Bank | 474 470 | 74 133 | 16 520 | 154 333 | 290 406 | 78 650 | 99 420 | 6 332 417 | 5 333 | 1 776 | 178 818 | 281 982 |
| Deutsche Bank | 1 747 748 | 303 108 | 249 662 | 198 552 | 164 892 430 | 3 114 660 | 319 512 | 49 579 006 | 130 132 | 27 384 | 762 580 | 674 205 |
| DNB | 287 606 | 39 136 | 23 018 | 106 936 | 13 245 971 | 137 391 | 16 806 | 714 604 | 1 767 | 16 024 | 98 883 | 88 839 |
| DZ Bank | 335 984 | 140 782 | 123 554 | 61 762 | 4 100 120 | 525 145 | 17 147 | 970 582 | 19 370 | 3 120 | 80 160 | 48 388 |
| Erste Group | 230 992 | 21 077 | 23 857 | 43 739 | 5 888 811 | 214 340 | 69 | 259 861 | 10 311 | 331 | 105 063 | 94 756 |
| Handelsbanken | 323 793 | 24 899 | 30 298 | 154 338 | 12 918 112 | 173 607 | 36 | 889 281 | 6 173 | 147 | 118 384 | 68 878 |
| Helaba | 205 373 | 46 673 | 82 525 | 54 762 | 2 116 725 | 120 200 | 8 473 | 546 818 | 21 446 | 575 | 49 946 | 11 288 |
| HSBC | 2 414 660 | 396 151 | 351 346 | 313 260 | 56 572 185 | 4 491 001 | 255 861 | 23 786 938 | 186 015 | 10 713 | 1 109 380 | 1 238 647 |
| ING | 934 934 | 120 153 | 112 744 | 136 282 | 19 088 071 | 172 406 | 26 770 | 3 445 785 | 34 469 | 2 601 | 469 701 | 456 301 |
| Intesa Sanpaolo | 686 739 | 91 100 | 52 929 | 173 892 | 10 485 572 | 579 084 | 7 | 2 593 372 | 19 470 | 6 026 | 101 155 | 125 619 |
| KBC | 236 939 | 26 157 | 34 568 | 28 957 | 4 124 871 | 210 420 | 0 | 448 696 | 3 771 | 3 582 | 98 266 | 109 623 |
| La Caixa | 376 236 | 18 551 | 21 010 | 82 359 | 2 376 029 | 107 208 | 140 | 428 133 | 4 655 | 1 698 | 17 367 | 44 |
| LBBW | 312 591 | 132 618 | 125 891 | 57 215 | 4 615 121 | 220 711 | 21 621 | 1 228 573 | 26 641 | 2 204 | 76 884 | 31 479 |
| Lloyds | 999 270 | 46 488 | 42 661 | 210 758 | 32 207 619 | 12 206 | 12 181 | 6 284 904 | 11 442 | 9 236 | 80 654 | 136 638 |
| Nationwide | 253 252 | 2 948 | 7 648 | 37 492 | 1 021 558 | 0 | 0 | 134 821 | 3 418 | 98 | 7 905 | 7 903 |
| Nordea | 663 362 | 91 594 | 66 764 | 234 109 | 13 532 755 | 627 942 | 37 233 | 6 037 650 | 8 533 | 2 966 | 385 793 | 312 891 |
| NordLB | 225 519 | 57 653 | 50 556 | 75 995 | 4 901 116 | 61 636 | 9 309 | 314 917 | 21 669 | 415 | 66 154 | 28 386 |
| Rabobank | 731 867 | 45 189 | 44 298 | 206 914 | 18 966 425 | 8 237 | 13 995 | 2 821 127 | 1 521 | 2 438 | 232 168 | 73 823 |
| RBS | 1 394 038 | 208 003 | 199 022 | 140 782 | 47 446 897 | 61 517 | 115 441 | 45 795 869 | 38 064 | 8 110 | 460 958 | 346 655 |
| Santander | 1 379 107 | 102 202 | 128 859 | 275 850 | 11 527 073 | 874 230 | 27 432 | 3 815 072 | 26 710 | 1 431 | 732 558 | 651 698 |
| SEB | 281 513 | 38 748 | 47 735 | 104 142 | 5 428 709 | 672 529 | 20 149 | 1 392 197 | 21 240 | 2 907 | 123 825 | 139 191 |
| Societe Generale | 1 296 685 | 109 774 | 199 270 | 220 094 | 23 531 908 | 3 545 000 | 77 258 | 18 272 869 | 122 709 | 5 781 | 438 088 | 348 590 |
| Standard Chartered | 583 763 | 138 733 | 87 292 | 90 506 | 14 221 183 | 587 922 | 88 363 | 3 970 144 | 48 551 | 3 237 | 396 600 | 361 186 |
| Swedbank | 218 642 | 23 203 | 18 356 | 84 953 | 3 043 025 | 169 762 | 35 | 1 433 273 | 4 362 | 21 | 32 446 | 144 960 |
| Unicredit | 1 004 590 | 143 439 | 106 319 | 195 001 | 6 969 024 | 504 908 | 62 565 | 2 704 553 | 5 255 | 7 412 | 433 362 | 410 000 |

Produced on: 04/11/2015 11:17

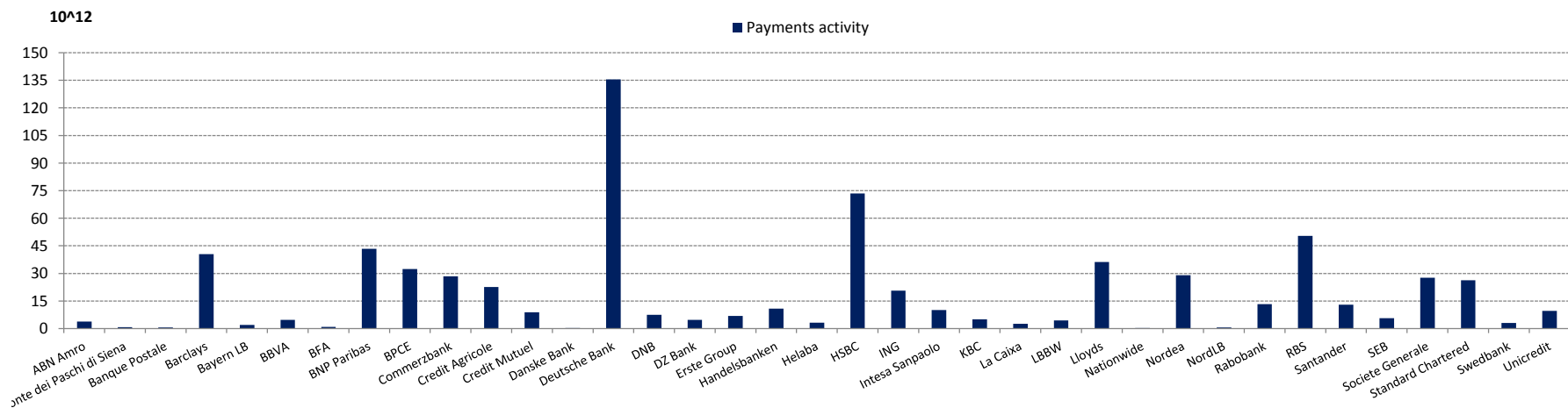
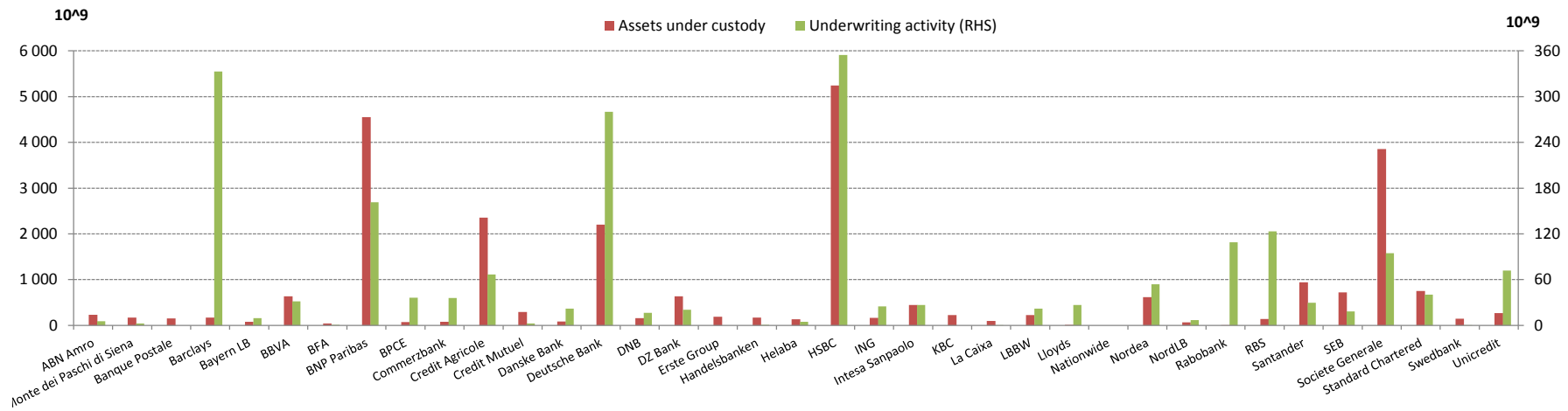
Size - Total Exposures



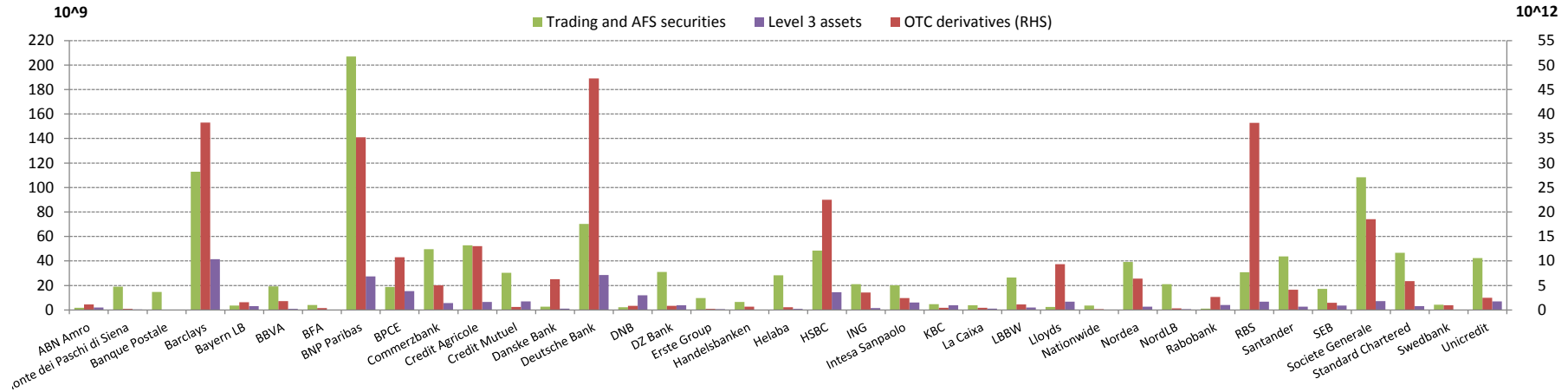
Interconnectedness



Substitutability/Financial Institution Infrastructure



Complexity



Cross-Jurisdictional Activity

